

Xpress Lines

contact@xpresslines.net



www.xpresslines.net

Port of Beirut - Gate 9 - Kamouh Bldg - 7th Floor
Tel : +961 1 4444 22/33
Fax : +961 1 5666 82



American Car List / March 2019 (A)

جمرك السيارات الواردة من الولايات المتحدة بالدولار الاميركي مع رسم البور والاعتاب باستثناء رسوم الشحن والتجريم

AUDI									AUDI
BRAND / TYPE	2011	2012	2013	2014	2015	2016	2017	2018	
A3 - V4	5,150	5,200	5,400		6,900	7,650	10,950	13,350	
A4 - V4	5,150	5,200	5,450	5,800					
A4 QUATTRO	5,300	5,350	5,650	6,250	8,700	11,150	13,350	16,200	
A6 - V6	5,450	5,550							
A6 QUATTRO V6	5,700	5,800	6,850	9,400	12,000	17,100	23,000	22,550	
A8 QUATTRO V8	7,300	8,100	10,700	12,400	16,900	23,300	27,400	36,750	
TT QUATTRO COUPE	5,500	5,600	6,500	8,650	9,550	15,500	17,100	19,700	
TT QUATTRO ROADSTER - TTS	9,400	10,350	12,050	13,000	14,950	19,500	22,450	22,900	
Q5 QUATTRO 3.2 PREM - 3.0 PREM(2013)	5,750	5,850	8,500	11,700	13,100	16,700	19,150	19,500	
AUDI Q7 3.0 PREMIUM	5,750	5,850	8,350	10,500	13,850		23,550	28,200	
B M W									B M W
BRAND / TYPE	2011	2012	2013	2014	2015	2016	2017	2018	
BMW 328 I (4D)	5,350	5,450	5,600	5,800	7,250	9,650	13,400	17,850	
328 I COUPE-428 CI(2014)-430(2017)	5,300	5,350	5,550	7,400	9,400	11,400	14,750	17,550	
328 CI CONV-428 CONV(2014)-430(2017)	5,500	5,550	5,800	9,750	12,750	14,300	15,800	18,150	
BMW 320 I			5,450	5,700	6,150	7,950	10,250	14,300	
BMW 335 I - 340 (2016)	5,650	5,750	7,100	9,050	11,550	15,200	17,900	22,250	
335 COUPE-435 COUPE(2014)-430(2017)	5,550	5,650	5,850	9,500	12,400	15,700	14,750	17,550	
335 CONVERTIBLE-435 CONV-430(2017)	5,700	5,800	8,450	11,900	15,250			18,150	
BMW M3 (2D)	11,800	12,900	15,800						
BMW M3 CONVERTIBLE	10,650	11,650	14,150						
BMW M4 COUPE					22,500	26,900	32,800	38,900	
BMW M6 COUPE			17,350	21,150	26,150	37,450	48,100	56,550	
BMW Z4 2.8 I ROADSTER	5,800	5,850	6,800	9,950	12,150	14,250			
BMW 128I COUPE - 228I COUPE - 230(2017)	5,250	5,250	5,400	5,850	7,850	9,100	12,250	14,900	
128I CONV - 228I CONV - 230 CONV (2017)	5,350	5,400	5,700		10,650	12,450	15,100	18,700	
BMW 135 I COUPE - 235 CI COUPE	5,550	5,650	6,600	9,750	12,850	14,600			
BMW 135 I - 235 CI CONVERTIBLE 2D	5,700	5,800	7,950		13,550	16,700			
BMW 528 I - 530 (2017)	5,500	5,600	5,750	7,300	10,050	12,950	21,600	24,600	
BMW 535 I	5,650	5,750	6,900	8,950	11,950	17,500	20,900		
BMW 550 I	5,750	5,850	8,150	11,300	16,100	20,300			
BMW 650 CI COUPE	7,800	8,600	10,350	13,100	16,750	23,450	29,650	40,500	
BMW 645 - 650 CI CONVERTIBLE		9,000	12,200	17,750	19,850	27,000	34,100	42,500	
BMW 745 I - 750 I		5,900	8,600	12,700	16,150	27,400	34,650	43,550	
BMW X3 2.8 I - 3.0 (2018)	5,500	5,600	5,750	7,650	11,350	14,150	14,950	24,050	
BMW X3 3.5 I - 4.0 I (2018)	5,650	5,750	6,150	8,650	12,850	16,250	20,700	31,150	
BMW X5 3.0 I - 3.0 SI - 3.5 I	5,700	5,800	7,250	12,800	16,150	19,050	23,150	31,000	
BMW X5 M	9,900	10,850	14,950		34,850	38,650	44,500	53,050	

BMW X5 4.6 IS - 4.8 IS - 5.0 I	5,700	5,800	7,750	15,400	19,350	24,600	31,600	38,150
BMW X6 3.5 I	7,550	8,300	10,600	13,050	19,300	22,900	26,450	31,550
BMW X6 5.0 I	7,600	8,350	10,900	13,050	21,950	26,500	30,200	35,550
X6 M	12,450	13,600	16,950	18,500	32,850	37,400	48,050	54,450

CADILLAC  **CADILLAC**

BRAND / TYPE	2011	2012	2013	2014	2015	2016	2017	2018
CTS V6 4D	5,250	5,300	5,500	11,650	11,950	12,350	15,100	
CTS V8 4D	13,400	14,650	16,750	19,400		30,950	39,350	46,200
ESCALADE V8	9,150	10,050	11,750	14,650	21,800	24,300	27,400	34,350
ESCALADE EXT PICK UP V8	9,600	10,550	12,200					

FORD  **FORD**


BRAND / TYPE	2011	2012	2013	2014	2015	2016	2017	2018
EXPLORER XLT 4D	5,750	5,850	6,550	8,600	10,850	12,900	14,200	
MUSTANG PREM. COUPE V6	5,300	5,350	5,500	5,700	6,450	7,500	8,700	
MUSTANG PREM. CONV V6	5,300	5,350	5,500	5,700	6,650	7,600	9,900	
MUSTANG GT COUPE V8	5,800	5,950	7,850	9,150	11,450	12,650	14,150	16,500
MUSTANG GT CONV. V8	6,650	7,350	8,550	10,450	12,900	14,050	15,800	19,050

CHEV / GMC  **CHEV / GMC**


BRAND / TYPE	2011	2012	2013	2014	2015	2016	2017	2018
EQUINOX LTZ AWD	5,400	5,500	5,600	7,600	9,150	9,700		
ACADIA V6 SLT AWD	5,600	5,650	7,650	9,350	11,700	13,900	16,000	18,150
CAMARO LS V6 COUPE	5,400	5,450	5,600	5,750	6,000		8,500	10,600
CAMARO LT V6 COUPE	5,500	5,600	5,750	6,150	7,150	8,600	10,400	12,150
CAMARO SS V8 COUPE	5,850	6,200	7,350	9,100	10,500	12,450	14,400	15,950
CAMARO LT COUPE RS	5,600	5,700	5,850	6,800	8,400	10,500	11,150	14,200
CAMARO LT CONV.	5,550	5,600	5,800	6,250	7,250	9,800	11,400	13,100
CAMARO LT CONV. RS	5,600	5,700	6,100	7,250	8,850	12,450	14,550	16,750
CAMARO SS V8 CONV	6,300	6,950	7,950	9,700	11,450	13,000	14,700	17,900
CAMARO SS V8 CONV RS	7,000	7,750	8,750	10,350	11,900	15,750	20,300	23,650
TAHOE V8 LS	6,500	7,200	9,000	11,400	16,450	18,550	19,950	22,500
TAHOE V8 LT	8,550	9,400	10,850	13,700	18,600	21,450	22,550	26,400
TAHOE 4WD V8 (4D) - LTZ	10,250	11,200	13,150	16,800	22,250	25,100		
YUKON 4WD V8 (4D) - SLT	8,300	9,150	10,200	12,400	20,700	21,950	21,800	28,750
YUKON XL 1500 4WD V8 SLE	5,850	6,450	8,550	8,950	17,400	18,650	19,750	27,000
SUBURBAN K 1500 LT-LTZ	10,050	11,000	12,000	15,800	21,350	25,200		
SUBURBAN K 2500 LT	8,350	9,100	11,150					


CHRYSLER  **CHRYSLER**


BRAND / TYPE	2011	2012	2013	2014	2015	2016	2017	2018
300 V6 LTD	5,350	5,450	5,650	6,050	6,450	7,900	9,100	11,500
300 C V8	5,550	5,650	5,850	7,000	9,300	11,100	12,400	14,300


DODGE  **DODGE**

BRAND / TYPE	2011	2012	2013	2014	2015	2016	2017	2018
CHARGER SRT8	9,400	10,300	12,300	14,300	17,800	20,700	23,400	25,800
CHALLENGER V8 SRT8	10,000	11,000	11,950	1,650	17,000	18,650	20,400	22,750

HONDA									HONDA
BRAND / TYPE	2011	2012	2013	2014	2015	2016	2017	2018	
CIVIC LX 4D	5,150	5,200	5,350	5,450	5,650	6,000	7,050	8,650	
CIVIC EX 4D	5,200	5,250	5,500	5,600	5,800	6,950	8,550	9,800	
CIVIC EXL	5,200	5,250	5,500	5,600	6,250	8,500	10,250	11,350	
ACCORD LX 4D	5,200	5,250	5,550	5,650	5,750	6,000	8,200	10,300	
ACCORD EX 4D	5,300	5,350	5,600	5,750	6,100	6,950	9,750	12,350	
ACCORD EXL	5,300	5,350	6,000	6,050	7,250	8,500	10,950	13,600	
CRV LX 4WD	5,550	5,600	5,800	6,100	7,150	8,500	10,500	12,500	
CRV EX 4WD	5,650	5,750	5,950	6,950	8,400	10,450	12,800	14,200	
CRV EXL 4WD	5,750	5,800	7,150	8,100	9,500	11,500	14,300	15,750	
ODYSSEY TOURING	5,850	6,350	7,700	10,500	12,200	15,700	18,550	21,500	
ODYSSEY LX	5,350	5,400	5,550	5,850	7,100	8,650	9,950	13,900	
ODYSSEY EXL	5,750	5,800	6,850	9,000	10,200	13,300	15,950	18,900	
ODYSSEY EX	5,450	5,550	5,650	7,000	8,100	10,400	12,300	15,500	
PILOT TOURING	6,700	7,350	9,500	11,550	13,250	17,150		21,550	
PILOT LX	5,650	5,700	5,850	7,000	8,450	12,150	14,050	15,500	
PILOT EXL	5,850	6,500	8,150	9,550	11,650	14,750	17,400	19,000	
PILOT EX	5,650	5,750	6,550	8,200	10,000	13,400	15,400	16,400	

INFINITI									INFINITI
BRAND / TYPE	2011	2012	2013	2014	2015	2016	2017	2018	
G 35 - 37 2D	5,600	5,700	5,950						
G 35 - 37 4D	5,400	5,500							
G 37 CONV	5,850	6,350	8,500						
QX56 AWD V8 / QX 80	10,350	11,400	13,600	15,900	19,700	20,800	21,900	29,500	
FX 35-37 AWD V6 - QX 70	5,850	6,450	7,350	9,750	12,300	13,350	14,650		
FX 45 AWD V8 – FX 50	7,900	8,700	10,300	12,400					

JEEP									JEEP
BRAND / TYPE	2011	2012	2013	2014	2015	2016	2017	2018	
GR.CHEROKEE LAREDO V6	5,750	5,850	6,600	7,450	10,200	11,400	13,000	14,950	
GR.CHEROKEE LAREDO V8	5,800	6,200	7,150	8,000	10,700	12,000		15,600	
GR.CHEROKEE LTD. V6	5,850	6,450	7,650	9,850	12,450	13,900	15,850	18,250	
GR.CHEROKEE LTD. V8	6,250	6,950	8,200	5,600	13,000	14,550		18,950	
GR. CHEROKEE SRT8	13,700	15,000	17,100	19,350	24,650	27,700	30,000	34,750	
GR.CHEROKEE HEMI OVERLAND V8	6,850	7,550	9,350	11,750	14,900	16,600	19,550	21,450	
CHEROKEE SPORT				5,700	5,900	7,350	8,750		
CHEROKEE LIMITED				7,400	8,400	9,550	10,250	12,300	
LIBERTY SPORT V6	5,300	5,400							
LIBERTY LTD V6	5,400	5,500							
WRANGLER UNLIMITED X	8,400	9,300	10,300	11,650	13,500	14,400	15,700		
WRANGLER UNLIMITED SAHARA 4D	9,950	11,000	12,450	14,450	15,350	16,600	17,550	22,600	
WRANGLER UNLIMITED RUBICON 4D	12,000	13,100	13,800	16,100	17,500	18,500	19,700	26,850	
WRANGLER RUBICON 2D	10,100	11,050	11,650	13,350	14,250	15,950	19,000	23,700	

LAND ROVER									LAND ROVER
BRAND / TYPE	2011	2012	2013	2014	2015	2016	2017	2018	
LR2 HSE LUX	5,700	5,800	6,700	9,250	11,050				
LR4 HSE LUX + 3RD RAW SEAT	7,400	8,250	11,250	17,250	20,800	26,700			
RANGE ROVER HSE	7,500	8,350	21,800	25,000	27,500	35,550	43,600	54,650	
R.R EVOQUE PURE SPORT 4D - SE(2016)		7,250	8,400	10,000	12,250				
R.R EVOQUE PURE SPORT 2D		6,550	7,900	9,900	11,850				

R.R EVOQUE DYNAMIC 4D - HSE(2016)		9,750	10,700	12,000	16,800	20,200	22,600	
R.R EVOQUE DYNAMIC COUPE		9,050	9,750	11,900	16,250	18,600	23,500	
R.R EVOQUE SPORT PURE PREMIUM 4D		7,700	9,050	10,550	13,050	16,200	19,000	21,050
R.R EVOQUE SPORT PURE PREMIUM 2D		7,000	8,500	10,400	12,850		18,050	
VELAR SE R-DYNAMIC V6								38,600
DISCOVERY SPORT HSE					13,400	14,600	16,700	20,500
DISCOVERY HSE							28,600	33,300
R.R SPORT SUPERCHARGED V6				20,050	22,900	27,400	34,000	40,850
R.R SPORT SUPERCHARGED V8	8,950	9,900	12,850	23,100	26,700	31,750	37,600	46,700
R.R SPORT HSE LUX	8,150	9,050	11,100					
R.R SUPER CHARGED	10,800	11,900	23,650	26,500	32,000	38,300	48,050	61,600
R.R SPORT HSE V8	7,450	8,300	10,700					

LEXUS



LEXUS

BRAND / TYPE	2011	2012	2013	2014	2015	2016	2017	2018
LX 470 4WD V8 – LX 570			20,400	24,350	25,550	39,700	44,150	47,550
GX 470 4WD V8 - GX460 PREMIUM	10,100	11,100	13,750	15,900	17,750	20,650	25,500	
RX 330 4WD V6 – RX 350	6,550	7,250	9,250	10,450	12,100	19,050	23,000	26,750

MINI COOPER



MINI COOPER

BRAND / TYPE	2011	2012	2013	2014	2015	2016	2017	2018
MINI COOPER CABRIOLET	5,000	5,100	5,350	5,700	6,000	8,400	10,300	12,300
MINI COOPER COUNTRYMAN	5,200	5,250	5,350	5,550	5,750	6,950	9,750	11,900
MINI COOPER S COUNTRYMAN ALL 4S	5,350	5,450	5,650	5,850	8,000	10,400	10,800	13,300
MINI COOPER S	5,100	5,150	5,350	5,550	5,850	8,350		
MINI COOPER S CABRIOLET	5,300	5,350	5,650	5,850	7,850	10,600	12,150	15,000

MAZDA



MAZDA

BRAND / TYPE	2011	2012	2013	2014	2015	2016	2017	2018
CX7 TOURING AWD	5,250	5,350						
CX7 GRAND TOURING AWD	5,450	5,500						
CX 5 TOURING AWD				5,750	6,700	8,250	10,850	12,350
CX 9 TOURING AWD	5,300	5,400	5,650	6,700	8,800	12,500	14,500	16,550
CX 9 GRAND TOURING AWD	5,450	5,550	5,800	7,900	10,350	16,200	17,100	18,600

MITSUBISHI



MITSUBISHI

BRAND / TYPE	2011	2012	2013	2014	2015	2016	2017	2018
OUTLANDER 4WD SE V4	5,100	5,150						
LANCER EVOLUTION GSR	8,800	9,650	10,850	12,050	13,900			

MERCEDES



MERCEDES

BRAND / TYPE	2011	2012	2013	2014	2015	2016	2017	2018
MERCEDES CLA 45				13,450	16,000	20,600	24,550	27,700
MERCEDES CLA 250 COUPE				7,250	8,350	9,850	11,750	13,900
MERCEDES C 250 (4D) - C300 (4D)	5,350	5,400	5,550	5,850	8,250	10,700	12,500	14,600
MERCEDES C 250 COUPE	5,400	5,450	5,650	5,850	7,250			
MERCEDES C 300 4MATIC	5,450	5,500	5,700	6,600	9,200	12,500	17,700	16,850
MERCEDES C 320 - C350	5,550	5,650	5,800	7,900	10,700			
MERCEDES C 350 COUPE	5,600	5,700	6,050	8,000	9,850			
MERCEDES E 400 4D					14,300	19,000	29,250	27,650
MERCEDES E 320 SEDAN 4D – E350 4D	5,700	5,750	6,300	9,000	11,400	14,750		
MERCEDES E 350 CONV. - E 400 CONV.	7,050	7,800	8,450	11,450	15,000	18,800	24,200	30,550

MERCEDES E 350 2D - E400 2D	5,700	5,800	6,600	9,200	11,900	15,250	20,850	28,750
MERCEDES S 500 (4D) - S550	8,150	9,000	11,750	21,250	25,000	29,550	34,500	
MERCEDES E 500 - E 550	6,050	6,750	8,800	13,500				
MERCEDES E 550 2D	6,900	7,600	8,700	11,600	15,700	18,150	25,350	
MERCEDES SL 500 - SL 550	10,350	11,350	17,500	20,800	26,700	33,400	42,000	
MERCEDES SLK 250	5,650	5,750	6,150	8,700	10,750			
MERCEDES SLK 350	5,850	6,350	8,650	11,200	14,300	17,150		
MERCEDES CL 500 – CL 550 4MATIC	9,950	10,900	12,950	16,700				
MERCEDES CLS 500 – CLS 550	8,050	8,850	11,900	13,400	18,200	24,500	27,800	34,600
MERCEDES ML 550 – ML 400 (2015)	9,200	10,150	12,300	14,100				
MERCEDES ML 350 4WD	7,250	8,000	9,450	11,100	13,550			
MERCEDES GLC 300						16,300	18,450	21,400
MERCEDES GLE 350 AWD						19,150	21,950	28,100
MERCEDES GL 450	6,750	7,500	12,500	14,700	18,900	23,700		
MERCEDES GL 550 - GLS 550 (2017)	8,350	9,150	16,550	21,500	26,100	31,350	41,000	
MERCEDES GLK 350 - GLE 350 AWD (2016)	5,700	5,800	7,250	9,300	11,900			

NISSAN



NISSAN

BRAND / TYPE	2011	2012	2013	2014	2015	2016	2017	2018
350Z - 370Z	5,550	5,650	6,000	6,950	7,900	8,950	10,550	12,300
350Z ROADSTER-370Z (2009)	5,750	5,900	7,650	8,950	10,350	11,350	13,400	16,350
ALTIMA 4CYL	4,950	5,000	5,200	5,350	5,550	5,700	5,850	7,750
VERSA SL		4,900	5,000	5,100		5,550	5,700	
PATHFINDER XE - S	5,400	5,500	5,700	5,950	6,700	8,450	10,650	12,950
PATHFINDER SE - SV	5,450	5,550	5,750	6,300	8,050	9,500	11,000	13,550
PATHFINDER LE	5,650	5,750						
XTERRA 4WD V6 S	5,550	5,650	6,150	7,300	8,600			
ROGUE SL			5,500	6,250	8,200	9,500	11,200	13,100
MURANO SL	5,450	5,500	5,700	7,050	11,100	12,600	14,750	15,550
MURANO SE - LE	5,550	5,600	6,050	8,200				
PATHFINDER ARMADA SE - SL(2011)	5,850	6,600	9,700	11,400	13,500			
JUKE SL AWD	5,300	5,350	5,450	5,800	6,750	7,550	8,900	
JUKE S AWD	5,200	5,250	5,300	5,550	5,800	5,850	7,150	

PORSCHE



PORSCHE





BRAND / TYPE	2011	2012	2013	2014	2015	2016	2017	2018
BOXTER 2D S	12,700	13,800	17,950	15,400	17,500	28,000	35,600	
911 CARRERA 997 COUPE	15,250	16,600	37,050	26,600	31,300	36,050	43,150	
911 CARRERA CABRIOLET	18,850	20,450	42,000	32,500	37,950	42,850	50,150	
CAYMAN S	14,800	16,100		22,400	25,650	29,350	35,600	39,950
CAYENNE V6	8,900	9,800	10,750	14,550		21,400	26,750	31,750
CAYENNE S V8	10,300	11,250	12,900	16,400		27,750	33,450	39,100
CAYENNE V8 TURBO	14,750	16,100	19,100	27,500	32,550	45,050	52,700	59,050
PANAMERA V6	8,800	9,750	11,100	16,200	19,000	26,300	36,950	
PANAMERA S V8	13,550	14,700	17,550	20,850	26,400	34,700		
PANAMERA 4S V8	15,000	16,350	20,550	23,150	29,300	36,950	45,200	
PANAMERA TURBO	22,300	24,100	29,150	59,300	77,150	84,150		

SUBARU



SUBARU

BRAND / TYPE	2011	2012	2013	2014	2015	2016	2017	2018
LEGACY V4	5,100	5,200	5,250	5,500	5,800	6,700	7,950	10,450
OUTBACK LTD SEDAN	4,550	4,550	4,550	4,550	9,450	10,800	14,500	16,750

SUZUKI									SUZUKI
BRAND / TYPE	2011	2012	2013	2014	2015	2016	2017	2018	
GRAND VITARA SPORT	4,850	4,900	5,150						
GRAND VITARA LTD	5,150	5,200	5,300						
TOYOTA									
TOYOTA									TOYOTA
BRAND / TYPE	2011	2012	2013	2014	2015	2016	2017	2018	
FJ CRUISER	9,750	10,700	12,100	14,200					
CAMRY XLE	5,350	5,450	5,550	5,700	6,600	8,100	9,300	13,200	
RAV 4 SUV - LE	5,400	5,450	5,800	6,100	7,400	8,550	9,750	11,050	
RAV 4 (4D) LTD	5,700	5,800	7,050	8,250	9,800	12,150	13,800	16,200	
RAV 4 (4D) 4WD SPORT - XLE	5,650	5,700	6,200	7,150	8,350	9,700	10,850	12,400	
4 RUNNER SR5	9,200	10,100	12,350	13,750	15,150	16,300	16,850	18,400	
4 RUNNER LTD	10,400	11,400	14,100	16,400	17,200	19,300	21,100	22,750	
SIENNA XLE MINIVAN	5,700	5,800	7,650	9,000	10,650	12,250	14,450	16,400	
COROLLA S	5,200	5,250	5,350	5,550	5,750	6,150	7,250		
COROLLA LE	5,100	5,150	5,250	5,450	5,600	5,800	6,550		
VOLKSWAGEN									
VOLKSWAGEN									VOLKSWAGEN
BRAND / TYPE	2011	2012	2013	2014	2015	2016	2017	2018	
GOLF 2.5 V5	5,000	5,100	5,200	5,450					
JETTA V4			5,100	5,350					
NEW BETTLE	5,050	5,150	5,250	5,400					
NEW BETTLE CONVER.			5,500	5,600					
TOUAREG V6 - 2 - VR6	5,650	5,750	5,800	6,900	10,200	11,600	15,700		
TIGUAN 4 MOTION SE	5,200	5,300	5,550	5,700	6,500	8,200	11,200	12,400	
VOLVO									
VOLVO									VOLVO
BRAND / TYPE	2011	2012	2013	2014	2015	2016	2017	2018	
VOLVO S 60	5,100	5,200	5,350	5,600	5,750	6,750	9,200	12,700	
VOLVO S 80	5,400	5,450	5,600	5,750	5,800				
VOLVO XC 60 3.2	5,650	5,750	6,650	8,650	8,800	11,800	16,800	28,000	
VOLVO XC 90 AWD V8						23,300	29,000	32,700	